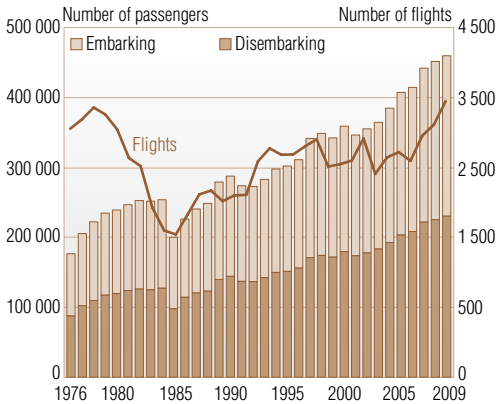
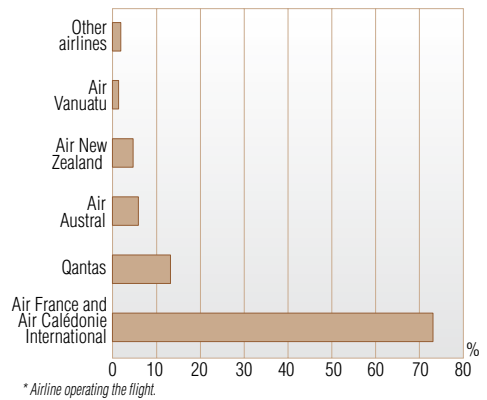


25.3 International air transport

Passenger traffic and aircraft movements at Tontouta international airport [1]



Airline* passenger share at Tontouta in 2009 [1]

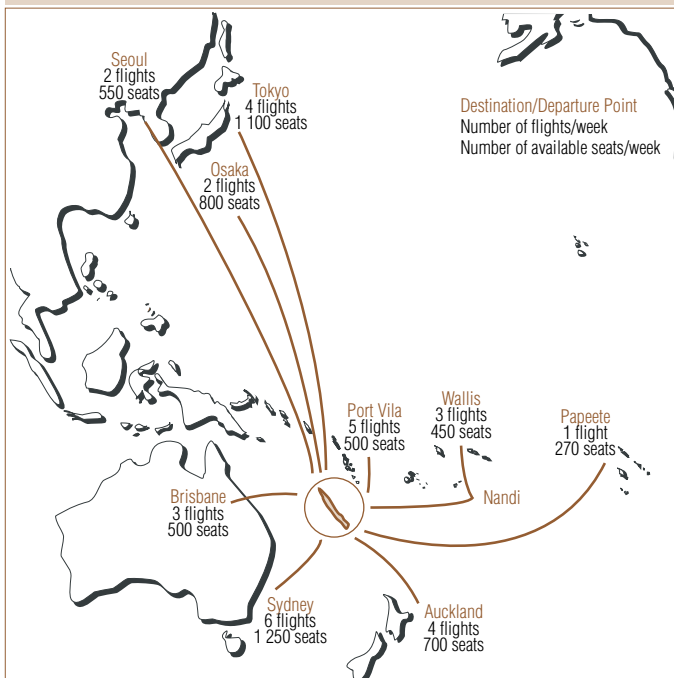


Passenger flows by airline* at Tontouta airport [1]

	1990	1995	2000	2005	2006	2007	2008	2009
Air Calédonie International	82 605	103 264	146 299	248 606	258 589	270 271	350 443	335 313
Air France (a)	///	99 451	111 105	69 474	74 268	77 572	///	///
Air Austral	///	///	///	///	///	///	///	27 311
Air New Zealand	11 076	10 885	17 175	19 343	18 179	21 219	21 951	21 621
AOM (b)	///	25 045	37 739	///	///	///	///	///
Air Vanuatu	///	6 960	7 583	8 474	4 766	9 459	9 763	6 662
Continental Micronesia (c)	///	///	///	///	///	///	///	///
Corsair (d)	///	27 955	///	///	///	///	///	///
Qantas	25 368	28 510	37 177	60 168	57 667	62 033	64 912	60 659
UTA (e)	156 681	///	///	///	///	///	///	///
Other airlines	12 244	293	2 303	1 681	1 521	1 981	5 015	8 693
All	287 974	302 363	359 361	407 746	414 990	442 535	452 084	460 259

(a) Since the end of March 2003, Air France no longer services the Nouméa-Tokyo leg with its own aircraft, but instead in partnership with Aircalin. Unit: number of passengers
 (b) AOM ceased its services on March 30, 2001. (c) This airline provided a service between Japan and New Caledonia via Guam from July 1998 to October 1999.
 (d) Corsair ceased its services in March 1998. (e) UTA and Air France merged in 1992.
 * Airline operating the flight; Marketing of the seats often made by several airlines (sharing of code).

International services in 2009 [1]



SOURCE [1] DAC.